



8th	Total Workforce Index™ Global Ranking	4th	Total Workforce Index™ Regional Ranking	29th	Remote Readiness Ranking
9%		Informal Workforce as a percentage of total workforce		Remote work suitability : 28.68% UN e-participation level : 85.71% Individuals using internet : 84.50% Households w/ computer : 84.00%	

Regulation



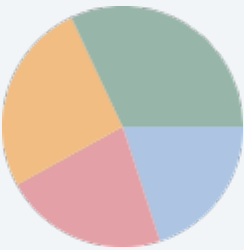
Maturity



Availability

Total Workforce: 2.45 million

Breakdown by Generation



- Baby Boomers (born between 1945 and 1964): 20%
- Generation X (born between 1965 and 1979): 22%
- Generation Y (born between 1980 and 1999): 26%
- Others (under breakdown by generation): 32%

English Proficiency

98%

Estimated percentage of workforce with working English proficiency

% Highly Skilled

40.10%

Estimated percentage of workforce that is white collar

Net Secondary Education

98.66%

Secondary school aged children enrolled in school

Reported Literacy Rate

99.0%

Gender Gap

9

Ranking from 1 to 144 of countries based on gender disparity in each country

Ratio of R&D workers to every 1000 in workforce

12.73

This market profile is intended to provide an overview of general business information relative to employment conditions and considerations. Consult with legal counsel to ensure compliance with all applicable laws. The primary data sources are based on December 2016 statistics from the Ministries of Labour, the Central Intelligence Agency (U.S.), World Data Bank, Trading Economics, and internal data collected as part of ManpowerGroup global reporting efforts. Other sources include the World Economic Forum's Gender Gap Report 2016 & Global Competitiveness Report 2016-2017, the United Nations' World Population Prospects, and Arton Capital's Passport Index & Welcoming Countries Rank.



IRELAND



Regulation

Subcontract Allowed

yes

Whether subcontracting is legal in country

Maximum Contract Duration

None

Maximum tenure for single term contract

Visa Free Score Passport Index

134

Number of countries this country's visa provides access to without additional visa

Global Country Welcoming Rank

43

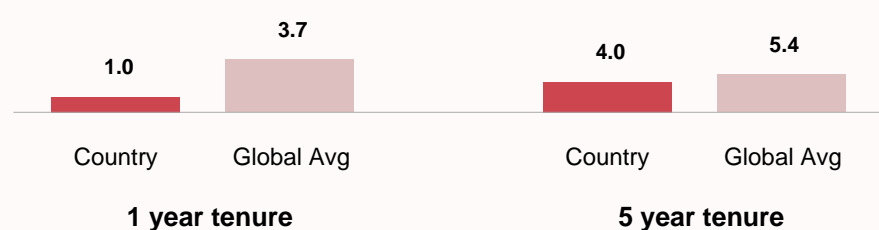
Ranking of countries based on openness of its visa policies where 1 is most open

Ease of Doing Business

24

Reported ranking of business conditions based on economics and regulation where 1 is easiest

Severance Notice Period (Weeks)



Cost Efficiency

Cost of Business Start-up Procedures

0.10% million

of Gross National Income per capita

Is equal pay for equal work mandated?

Gender Parity

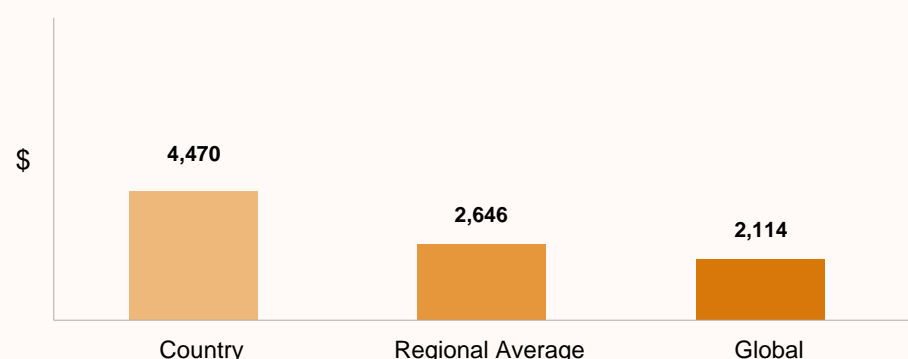
Yes

Parity Requirements

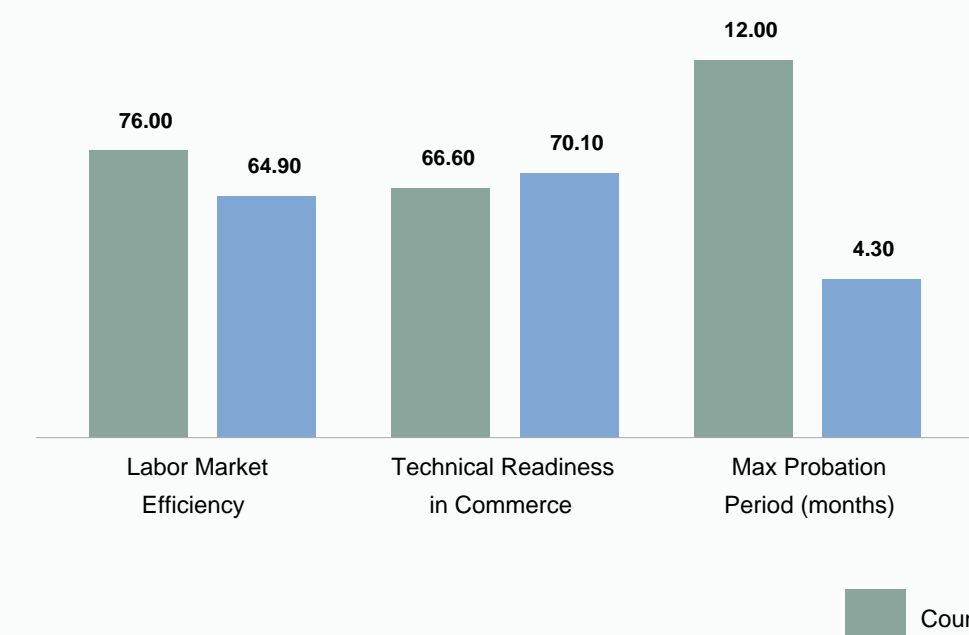
Full
 (Pay + Benefits)Partial
 (Pay or Benefits)None
 (Neither)

In alignment of Permanent and Contingent Workers

Average Monthly Wage (US\$)



Productivity



Major Restrictions on Night Work

No

Major Restrictions on Work on Holidays

No

Average Work Day (Hours)



Average Work Week (Hours)



This market profile is intended to provide an overview of general business information relative to employment conditions and considerations. Consult with legal counsel to ensure compliance with all applicable laws. The primary data sources are based on December 2016 statistics from the Ministries of Labour, the Central Intelligence Agency (U.S.), World Data Bank, Trading Economics, and internal data collected as part of ManpowerGroup global reporting efforts. Other sources include the World Economic Forum's Gender Gap Report 2016 & Global Competitiveness Report 2016-2017, the United Nations' World Population Prospects, and Arton Capital's Passport Index & Welcoming Countries Rank.