

Manpower Employment Outlook Survey **Ireland**

Q4 2016



ManpowerGroup™

Ireland Employment Outlook

The Manpower Employment Outlook Survey for the fourth quarter 2016 was conducted by interviewing a representative sample of 621 employers in Ireland. All survey participants were asked, “How do you anticipate total employment at your location to change in the three months to the end of December 2016 as compared to the current quarter?”

Contents

Country Employment Outlook	1
Organisation-Size Comparisons	
Regional Comparisons	
Sector Comparisons	
Global Employment Outlook	13
International Comparisons – EMEA	
International Comparisons – Asia Pacific	
International Comparisons – Americas	
About the Survey	29
About ManpowerGroup™	30

Ireland Employment Outlook

	Increase	Decrease	No Change	Don't Know	Net Employment Outlook	Seasonally Adjusted
	%	%	%	%	%	%
Oct-Dec 2016	12	3	83	2	9	12
July-Sep 2016	14	3	83	0	11	9
Apr-June 2016	8	1	90	1	7	5
Jan-Mar 2016	10	3	85	2	7	8
Oct-Dec 2015	6	4	88	2	2	5



Irish employers report cautiously optimistic hiring intentions for the October-December time frame. With 12% of employers forecasting an increase in staffing levels, 3% anticipating a decrease and 83% expecting no change, the resulting Net Employment Outlook is +9%.

Once the data is adjusted to allow for seasonal variation, the Outlook stands at +12% and is the strongest forecast since Q2 2007. Hiring intentions improve by 3 percentage points when compared with the previous quarter and are 7 percentage points stronger year-over-year.

Throughout this report, we use the term "Net Employment Outlook." This figure is derived by taking the percentage of employers anticipating total employment to increase and subtracting from this the percentage expecting to see a decrease in employment at their location in the next quarter. The result of this calculation is the Net Employment Outlook.

From this point forward, all data discussed in the commentary is seasonally adjusted, unless stated otherwise.

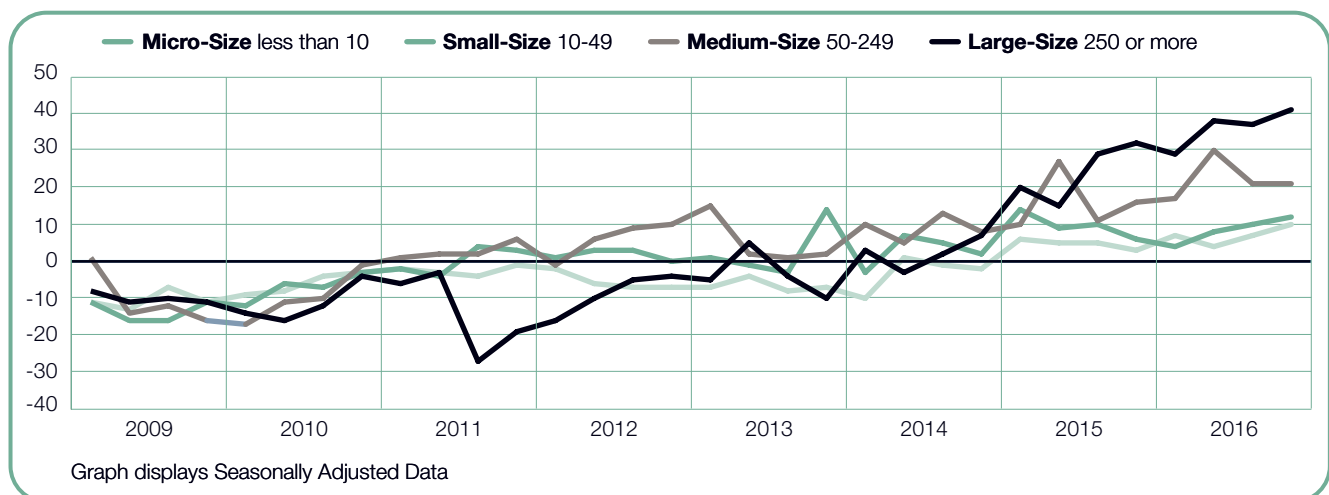
Organisation-Size Comparisons

Participating employers are categorized into one of four organization sizes: Micro businesses have less than 10 employees; Small businesses have 10-49 employees; Medium businesses have 50-249 employees; and Large businesses have 250 or more employees.

Payroll gains are anticipated in all four organization size categories during the coming quarter. Large employers forecast a booming labour market, reporting a Net Employment Outlook of +41%. Elsewhere, the Outlook for Medium employers stands at +21% while Outlooks of +12% and +10% are reported in the Small- and Micro-size categories, respectively.

Quarter-over-quarter, the Outlook for Large employers improves by 4 percentage points, while increases of 3 and 2 percentage points are reported for Micro- and Small-size firms, respectively. Meanwhile, Medium employers report no change.

Year-over-year, hiring prospects strengthen in all four organization size categories. The most noteworthy improvement of 9 percentage points is reported for Large employers, while the Outlook for Micro employers is 7 percentage points stronger. Elsewhere, increases of 6 and 5 percentage points are reported in the Small- and Medium-size categories, respectively.



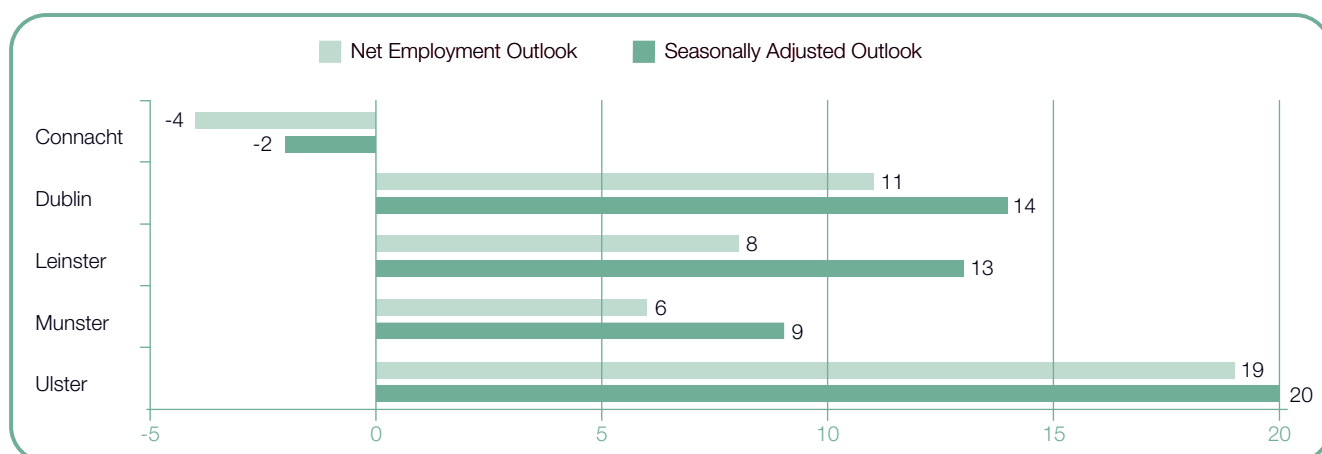
Regional Comparisons

Employers anticipate payroll gains in four of the five regions during Q4 2016. The strongest labour market is forecast by Ulster employers who report a Net Employment Outlook of +20%. Steady job growth is also expected in Dublin and Leinster, where Outlooks stand at +14% and +13%, respectively. Elsewhere, Munster employers report cautiously optimistic hiring plans with an Outlook of +9%, but job seekers in Connaught can expect subdued hiring activity, with employers reporting an Outlook of -2%.

Quarter-over-quarter, Ulster employers report a sharp improvement in hiring prospects with an increase of 21

percentage points, while the Outlook for Leinster is 4 percentage points stronger. However, Connaught employers report a decline of 9 percentage points. The Outlook for Munster is unchanged, while Dublin employers report relatively stable hiring intentions.

When compared with Q4 2015, hiring plans improve in four of the five regions. The most noteworthy increases of 12 and 11 percentage points are reported in Leinster and Dublin, respectively. Elsewhere, Ulster employers report an improvement of 9 percentage points while the Munster Outlook is 3 percentage points stronger. However, Connaught employers report a decline of 9 percentage points.



-4 (-2)%

Connaught

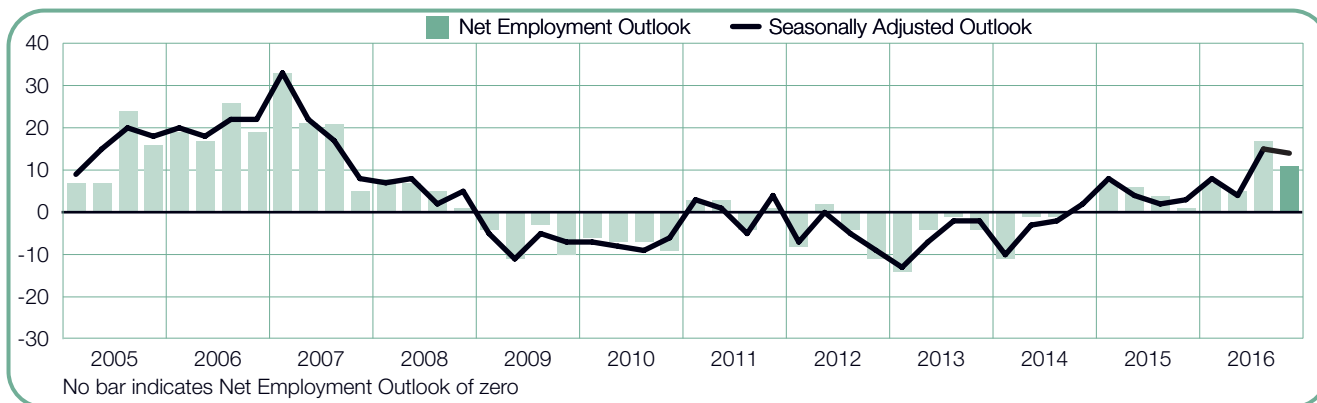
Job seekers can expect the weakest – and first negative – hiring pace since Q1 2014 in the upcoming quarter. Employers report a Net Employment Outlook of -2%, declining by 9 percentage points both quarter-over-quarter and year-over-year.



+11 (+14)%

Dublin

The favourable hiring climate is forecast to continue in the final quarter of 2016, with employers reporting a Net Employment Outlook of +14%. The Outlook remains relatively stable when compared with the previous quarter and is 11 percentage points stronger year-over-year.



+8 (+13)%

Leinster

The strongest labour market since Q2 2007 is anticipated in the next three months, with employers reporting a Net Employment Outlook of +13%. Hiring plans improve both quarter-over-quarter and year-over-year, increasing by 4 and 12 percentage points, respectively.



+6 (+9)%

Munster

The moderate hiring pace is expected to continue in the coming quarter with employers reporting a Net Employment Outlook of +9%. Hiring intentions are unchanged when compared with Q3 2016 and improve by 3 percentage points year-over-year.



+19 (20)%

Ulster

Job seekers can expect the strongest labour market for almost 10 years in the forthcoming quarter, according to employers who report a Net Employment Outlook of +20%. Hiring prospects improve by a steep margin of 21 percentage points when compared with the previous quarter and are 9 percentage points stronger year-over-year.



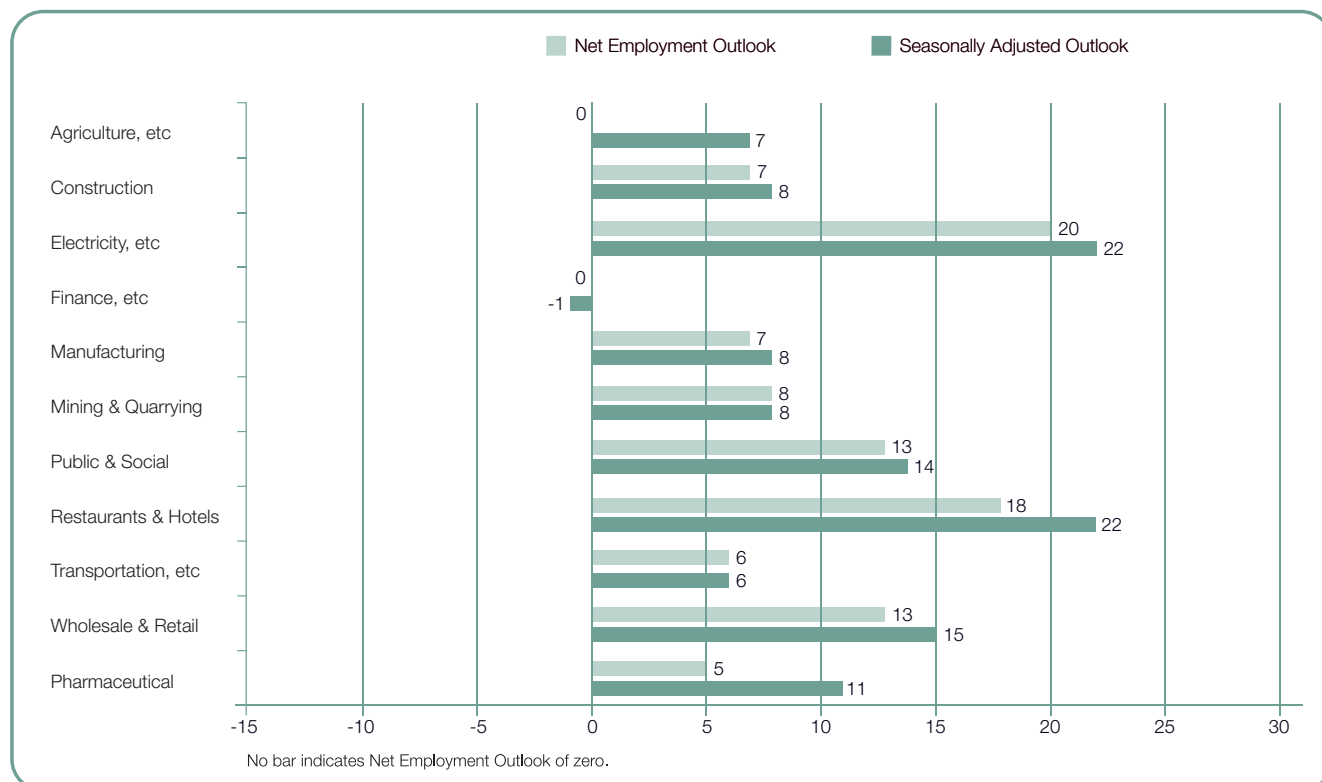
Sector Comparisons

Staffing levels are forecast to grow in 10 of the 11 industry sectors during Q4 2016. The strongest hiring prospects are reported in two sectors with solid Net Employment Outlooks of +22% – the Electricity, Gas & Water sector and the Restaurants & Hotels sector. Elsewhere, steady payroll growth is anticipated in the Wholesale & Retail Trade sector and the Public & Social sector, with Outlooks of +15% and +14%, respectively. Pharmaceutical sector employers expect a favourable hiring climate, reporting an Outlook of +11%, while some hiring opportunities are forecast in the Construction sector, the Manufacturing sector and the Mining & Quarrying sector, where Outlooks stand at +8%. However, Finance, Insurance, Real Estate & Business Services sector employers report uncertain hiring intentions with an Outlook of -1%.

When compared with the previous quarter, hiring prospects improve in seven of the 11 industry sectors. The most noteworthy increases of 5 percentage points are reported in both the Agriculture, Forestry & Fishing sector and the Restaurants & Hotels sector, while Outlooks are 3 percentage points stronger in the

Public & Social sector and the Wholesale & Retail Trade sector. Meanwhile, hiring plans weaken in three sectors, including declines of 6 percentage points reported in both the Finance, Insurance, Real Estate & Business Services sector and the Transport, Storage & Communication sector.

Year-over-year, Outlooks strengthen in eight of the 11 industry sectors. A sharp increase of 26 percentage points is reported for the Restaurants & Hotels sector, while Outlooks are 12 percentage points stronger in both the Electricity, Gas & Water sector and the Wholesale & Retail Trade sector. Elsewhere, improvements of 11 percentage points are reported in the Construction sector and the Public & Social sector, while Manufacturing sector employers report an increase of 8 percentage points. However, the Outlook declines by 11 percentage points in the Finance, Insurance, Real Estate & Business Services sector, while Transport, Storage & Communication sector employers report a decrease of 6 percentage points.



+0 (+7)%

Agriculture, Forestry & Fishing

Modest payroll gains are forecast for the October-December time frame, with employers reporting a Net Employment Outlook of +7%. The Outlook improves by 5 percentage points quarter-over-quarter and is unchanged when compared with Q4 2015.



+7 (+8)%

Construction

Employers continue to report encouraging signs for job seekers with a Net Employment Outlook of +8% for the upcoming quarter. Hiring prospects remain relatively stable when compared with the previous quarter and improve by 11 percentage points year-over-year.



+20 (+22)%

Electricity, Gas & Water

The strongest labour market for nine years is forecast for the next three months, with employers reporting a healthy Net Employment Outlook of +22%. Hiring plans improve by 2 and 12 percentage points quarter-over-quarter and year-over-year, respectively.



+0 (-1)%

Finance, Insurance, Real Estate & Business Services

Job seekers can expect the weakest – and first negative – hiring climate since Q3 2014 during the coming quarter, according to employers who report a Net Employment Outlook of -1%. The Outlook declines by 6 percentage points quarter-over-quarter and is 11 percentage points weaker when compared with Q4 2015.



+7 (+8)%

Manufacturing

Employers continue to report encouraging signs for job seekers with a Net Employment Outlook of +8% for the final quarter of 2016. Hiring prospects remain relatively stable when compared with Q3 2016 and are 8 percentage points stronger year-over-year.



+8 (+8)%

Mining & Quarrying

A moderate hiring pace is forecast in the October-December period, with employers reporting a Net Employment Outlook of +8%. The Outlook is 3 percentage points weaker quarter-over-quarter but remains relatively stable year-over-year.



+13 (+14)%

Public & Social

The strongest labour market since Q2 2007 is anticipated in the next three months. Employers report a Net Employment Outlook of +14%, improving by 3 and 11 percentage points quarter-over-quarter and year-over-year, respectively.



+18 (+22)%

Restaurant & Hotels

Solid workforce growth is forecast for Q4 2016 with employers reporting a Net Employment Outlook of +22%. Hiring intentions are 5 percentage points stronger when compared with the previous quarter and improve by a steep margin of 26 percentage points year-over-year.



+6 (+6)%

Transport, Storage & Communication

Reporting a Net Employment Outlook of +6%, employers anticipate some payroll gains in the coming quarter. However, hiring prospects decline by 6 percentage points both quarter-over-quarter and year-over-year.



+13 (+15)%

Wholesale & Retail Trade

Job seekers can expect to benefit from the strongest hiring pace since Q2 2007 in the next three months, according to employers who report a Net Employment Outlook of +15%. When compared with the previous quarter the Outlook is 3 percentage points stronger, while employers report a year-over-year increase of 12 percentage points.



+5 (+11)%

Pharmaceutical

A respectable increase in staffing levels is forecast for Q4 2016, with employers reporting a Net Employment Outlook of +11%. Hiring plans are unchanged when compared with the previous quarter and improve by 2 percentage points year-over-year.

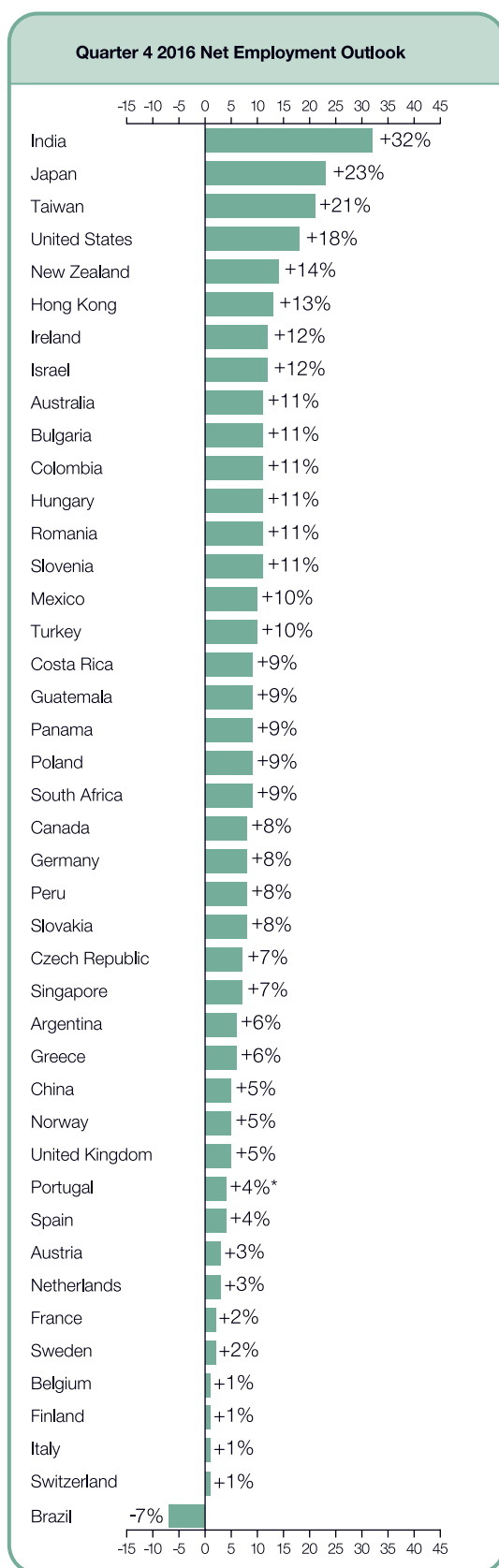


Global Employment Outlook

	Quarter 4 2016	Qtr on Qtr Change Q3 2016 to Q4 2016	Yr on Yr Change Q4 2015 to Q4 2016
	%		
Americas			
Argentina	4 (6) ¹	3 (4) ¹	0 (0) ¹
Brazil	-9 (-7) ¹	6 (5) ¹	5 (4) ¹
Canada	5 (8) ¹	-6 (2) ¹	3 (2) ¹
Colombia	11 (11) ¹	0 (0) ¹	-2 (-2) ¹
Costa Rica	7 (9) ¹	-2 (-2) ¹	-6 (-5) ¹
Guatemala	10 (9) ¹	-4 (-7) ¹	-3 (-3) ¹
Mexico	10 (10) ¹	-2 (-2) ¹	-3 (-3) ¹
Panama	9 (9) ¹	1 (1) ¹	-2 (-1) ¹
Peru	7 (8) ¹	-1 (0) ¹	0 (0) ¹
United States	16 (18) ¹	-2 (3) ¹	1 (0) ¹

Asia Pacific			
Australia	12 (11) ¹	5 (2) ¹	5 (5) ¹
China	5 (5) ¹	3 (3) ¹	0 (0) ¹
Hong Kong	13 (13) ¹	0 (1) ¹	-3 (-2) ¹
India	31 (32) ¹	-5 (-3) ¹	-9 (-10) ¹
Japan	20 (23) ¹	0 (1) ¹	1 (1) ¹
New Zealand	15 (14) ¹	4 (2) ¹	3 (2) ¹
Singapore	8 (7) ¹	-2 (-2) ¹	-5 (-5) ¹
Taiwan	22 (21) ¹	0 (2) ¹	-13 (-13) ¹

EMEA†			
Austria	3 (3) ¹	-3 (-1) ¹	2 (2) ¹
Belgium	1 (1) ¹	0 (0) ¹	-1 (-1) ¹
Bulgaria	6 (11) ¹	-8 (1) ¹	1 (1) ¹
Czech Republic	7 (7) ¹	1 (3) ¹	6 (6) ¹
Finland	-3 (1) ¹	-11 (0) ¹	-2 (-2) ¹
France	2 (2) ¹	-1 (0) ¹	4 (4) ¹
Germany	9 (8) ¹	4 (4) ¹	3 (3) ¹
Greece	0 (6) ¹	-12 (0) ¹	13 (13) ¹
Hungary	10 (11) ¹	-4 (-2) ¹	0 (0) ¹
Ireland	9 (12)¹	-2 (3)¹	7 (7)¹
Israel	11 (12) ¹	2 (4) ¹	3 (3) ¹
Italy	-2 (1) ¹	-5 (1) ¹	5 (5) ¹
Netherlands	3 (3) ¹	0 (0) ¹	2 (2) ¹
Norway	4 (5) ¹	0 (1) ¹	3 (3) ¹
Poland	8 (9) ¹	-5 (0) ¹	2 (2) ¹
Portugal	4	-6	-
Romania	6 (11) ¹	-16 (-3) ¹	-2 (-2) ¹
Slovakia	6 (8) ¹	-7 (-1) ¹	-1 (-1) ¹
Slovenia	8 (11) ¹	-1 (5) ¹	5 (5) ¹
South Africa	9 (9) ¹	3 (2) ¹	3 (3) ¹
Spain	2 (4) ¹	-1 (3) ¹	1 (1) ¹
Sweden	1 (2) ¹	-6 (-4) ¹	-4 (-4) ¹
Switzerland	1 (1) ¹	2 (1) ¹	1 (1) ¹
Turkey	6 (10) ¹	-4 (4) ¹	-5 (-5) ¹
UK	4 (5) ¹	-3 (0) ¹	0 (0) ¹



† EMEA – Europe, Middle East and Africa.

* Indicates unadjusted data.

1. Number in parentheses is the Net Employment Outlook when adjusted to remove the impact of seasonal variations in hiring activity. Please note that this data is not available for all countries as a minimum of 17 quarters worth of data is required.

The Manpower Employment Outlook Survey is ManpowerGroup's quarterly index of employer hiring confidence.

ManpowerGroup interviewed nearly 59,000 employers across 43 countries and territories to forecast labour market activity* in Quarter 4 2016. All participants were asked, "How do you anticipate total employment at your location to change in the three months to the end of December 2016 as compared to the current quarter?"

Staffing levels are expected to grow by varying degrees in 42 of 43 countries and territories through the end of the year. Only employers in Brazil expect payrolls to decline in the October-December time frame. Uncertainty associated with the slowdown of the global economy, the Brexit referendum and continued financial market volatility appears to have had little impact on employer hiring confidence. Slightly more than half of the forecasts strengthen by varying margins when compared to results reported three months ago, with hiring plans improving in 23 of 43 countries and territories, remaining unchanged in nine, and declining in 11. Outlooks improve in 21 countries and territories when compared with Quarter 4 2015, are unchanged in six, and decline in 15. Hiring confidence is strongest in India, Japan, Taiwan and the United States, while employers in Brazil, Belgium, Finland, Italy and Switzerland report the weakest hiring plans.

In the Americas region, fourth-quarter workforce gains are expected in nine of 10 countries. However, employer confidence is mixed when compared to prior reports with forecasts improving by varying margins in five countries in comparison to the July-September period, declining in three and remaining unchanged in two. When compared to Quarter 4 2015, forecasts weaken in five countries, strengthen in two, and are unchanged in three. Employers in the United States, Colombia and Mexico report the region's most optimistic fourth-quarter hiring plans, while opportunities for job seekers are expected to be weakest in Brazil.

Employers in all 25 countries in the Europe, Middle East & Africa (EMEA) region expect some level of staffing level growth over the next three months. In a quarter-over-quarter comparison, forecasts improve in 12 countries, weaken in six and are unchanged in seven. When compared year-over-year, job prospects

are expected to improve in 16 countries, decline in six and remain unchanged in two. Employers in Ireland and Israel report the region's strongest fourth-quarter hiring plans, while the weakest outlooks are reported in Belgium, Finland, Italy and Switzerland. As was the case in the third-quarter report, employers in each of the EMEA region's 25 countries expect varying degrees of positive hiring activity.

Job gains are expected in all eight countries and territories surveyed in the Asia Pacific region. Hiring plans improve in six countries & territories in comparison to Quarter 3 2016 and decline in only two. However, fourth-quarter forecasts weaken in four countries and territories when compared year-over-year, improve in three and are unchanged in one. For the fifth consecutive quarter, employers in India report the most optimistic regional and global hiring plans. China's forecast improves slightly from three months ago, but employers here again report the region's weakest fourth-quarter hiring plans.

Full survey results for each of the 43 countries and territories included in this quarter's survey, plus regional and global comparisons, can be found at

www.manpowergroup.com/meos

The next Manpower Employment Outlook Survey will be released on 13 December 2016 and will detail expected labour market activity for the first quarter of 2017.

* Commentary is based on seasonally adjusted data where available. Finland's data is seasonally adjusted for the first time in the Quarter 4 2016 report. Data for Portugal is not seasonally adjusted, but will be once 17 quarters of Portuguese data are accumulated. Portugal joined the survey in Quarter 3 2016 and has no year-over-year trend data to compare at this point.

International Comparisons – EMEA

Interviews with more than 20,000 employers in the Europe, Middle East and Africa (EMEA) region indicate at least some payroll growth across all 25 countries in the last three months of the year. Outlooks improve in 12 countries in comparison to the prior quarter, decline in six and are unchanged in seven. Forecasts strengthen in 16 countries in a year-over-year comparison, decline in six, and are unchanged in two*. The strongest fourth-quarter forecasts are reported in Ireland and Israel, while the most cautious hiring plans are reported by employers in Belgium, Finland, Italy and Switzerland.

Ireland's outlook has climbed for two consecutive quarters to its strongest level since Quarter 2 2007 with the most active hiring activity expected in the Electricity, Gas & Water and the Restaurants & Hotels sectors. Employers in the Wholesale & Retail and Public & Social sectors also report their strongest forecasts since before the recession. Israeli employers report positive forecasts in all industry sectors and regions, and hiring plans in the Restaurants & Hotels and the Mining & Quarrying sectors match the strongest forecasts yet reported.

Employers in the United Kingdom may be adopting a wait-and-see approach in the aftermath of the Brexit vote, and the referendum's result appears to have had little effect on their fourth-quarter hiring plans. Nearly nine out of 10 employers intend to keep their current payrolls intact through the end of the year, and the cautiously optimistic forecast is unchanged in both quarter-over-quarter and year-over-year comparisons.

German employers report their most optimistic outlook since Quarter 1 2013. Opportunities for job seekers improve in most sectors and regions in both quarter-over-quarter and year-over-year comparisons.

This includes the Manufacturing sector where hiring sentiment has improved steadily for four consecutive quarters and the forecast is now the strongest in two years.

Hiring activity in France is expected to remain subdued but positive. Confidence continues to grow among Manufacturing sector employers where reported sales increases in aerospace and defence may have helped boost the outlook for three consecutive quarters to its strongest level since Quarter 2 2013.

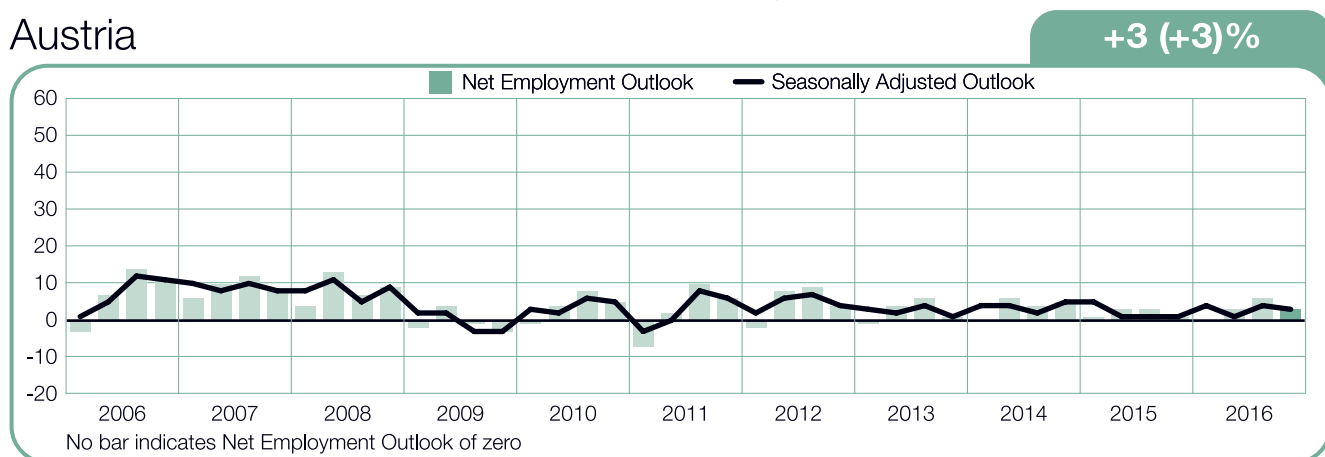
The pessimism that dominated Spain's forecasts from 2008 to the start of 2014 is giving way to more consistent expressions of optimism. Spain's forecast has now been positive for eight consecutive quarters with employers in eight of 10 industry sectors expecting to add to their payrolls in the final three months of 2016.

Elsewhere across the region, a steady fourth-quarter hiring pace is expected in Bulgaria, Hungary, Romania, Slovenia and Turkey. The outlooks in Greece remains cautiously optimistic with favourable forecasts reported in the Agriculture and Finance & Business Services sectors. Outlooks are similarly modest in the Czech Republic and Slovakia.

Among the Nordic countries surveyed, employers in Norway anticipate some opportunities for job seekers, despite the continuing weakness reported in the Manufacturing sector. Hiring activity is expected to be strongest in the Manufacturing sector in Finland and in the Finance & Business Services sector in Sweden.

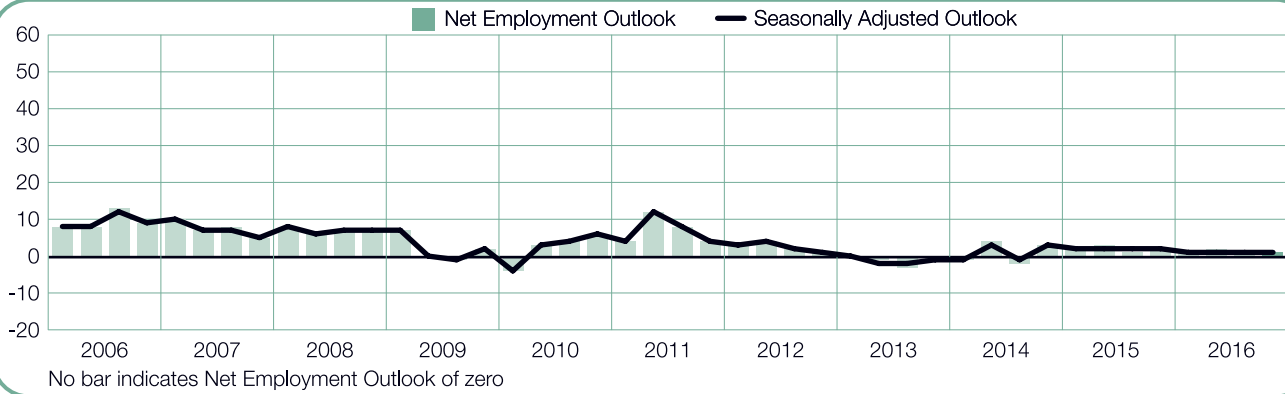
* Portugal joined the survey in Quarter 3 2016 and has no year-over-year trend data to compare at this point. Finland's data is seasonally adjusted for the first time in the Quarter 4 2016 report.

Austria



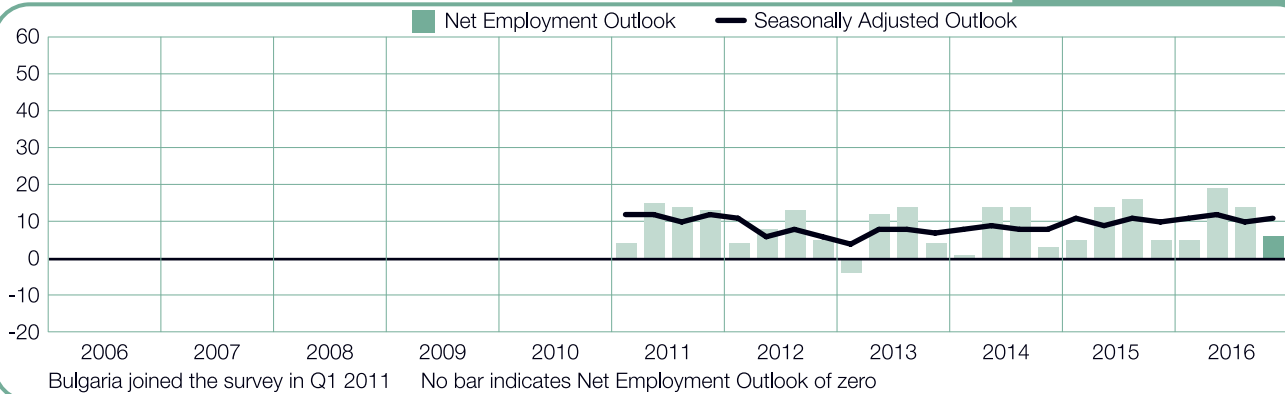
Belgium

+1 (+1)%



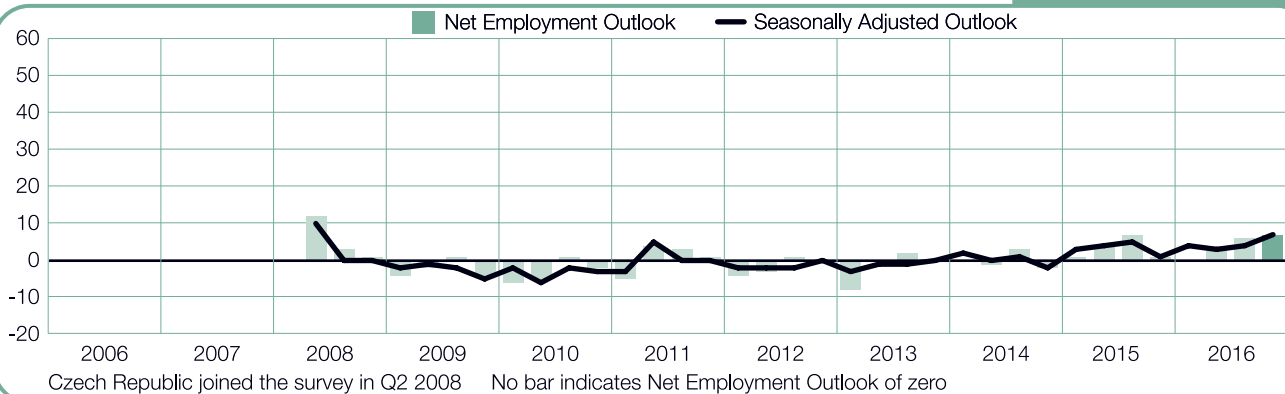
Bulgaria

+6 (+11)%



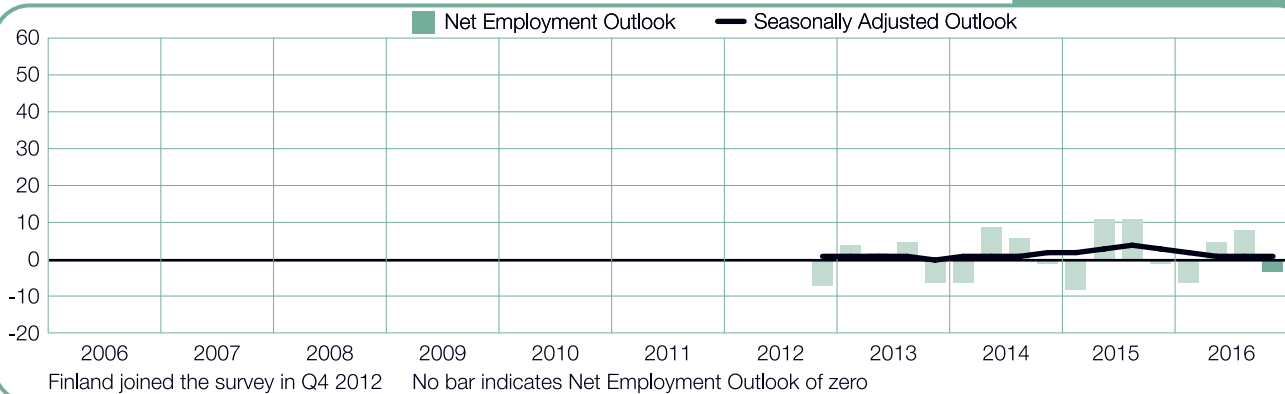
Czech Republic

+7 (+7)%



Finland

-3 (+1)%



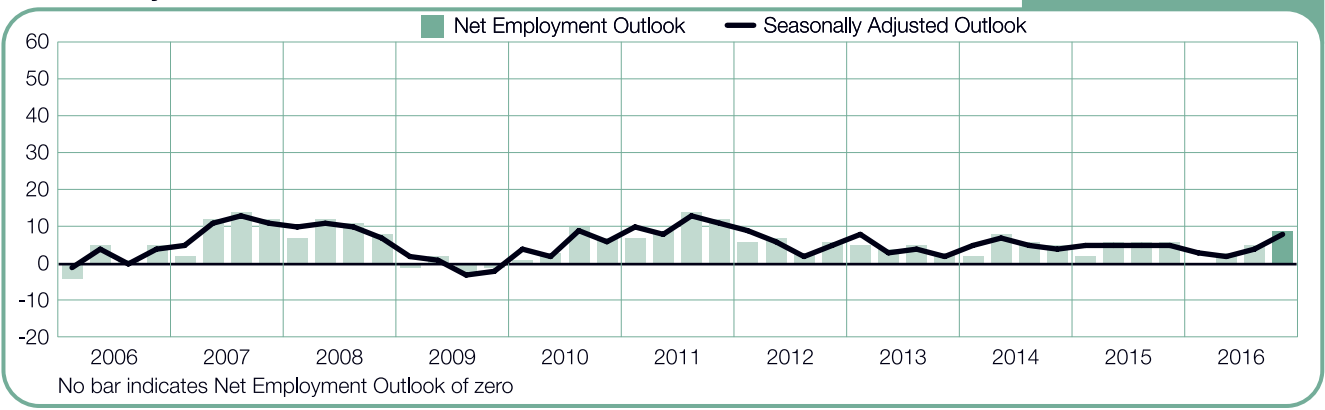
France

+2 (+2)%



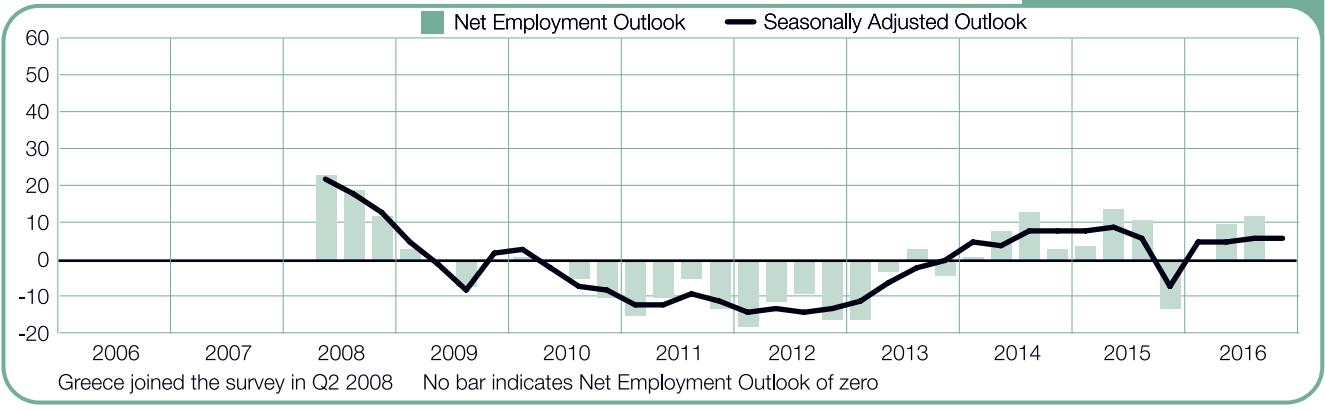
Germany

+9 (+8)%



Greece

0 (+6)%



Hungary

+10 (+11)%



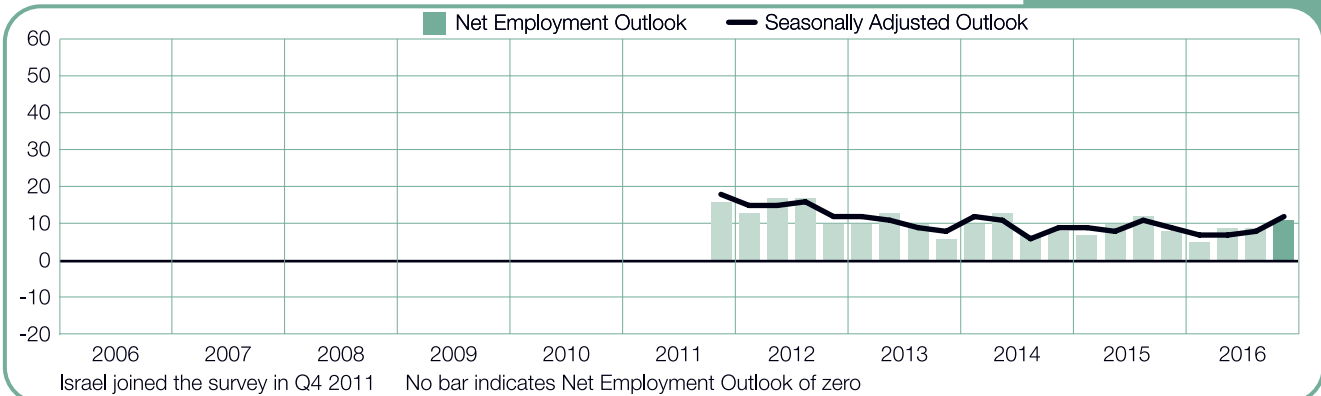
Ireland

+9 (+12)%



Israel

+11 (+12)%



Italy

-2 (+1)%



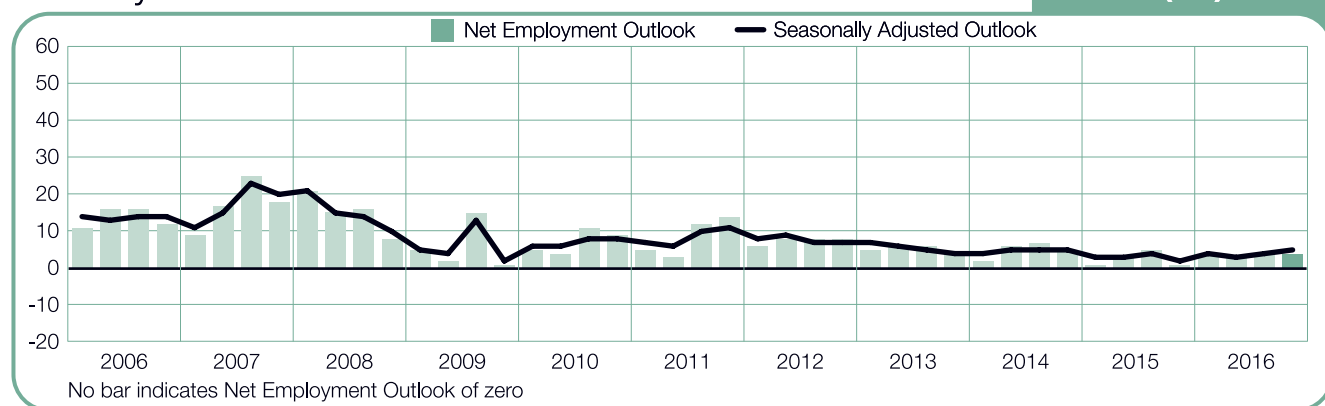
Netherlands

+3 (+3)%



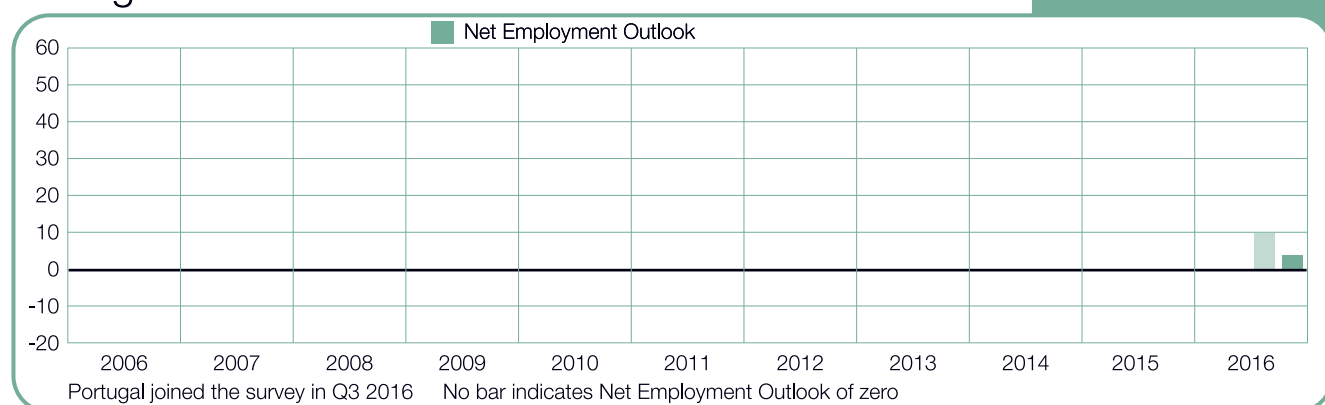
Norway

+4 (+5)%



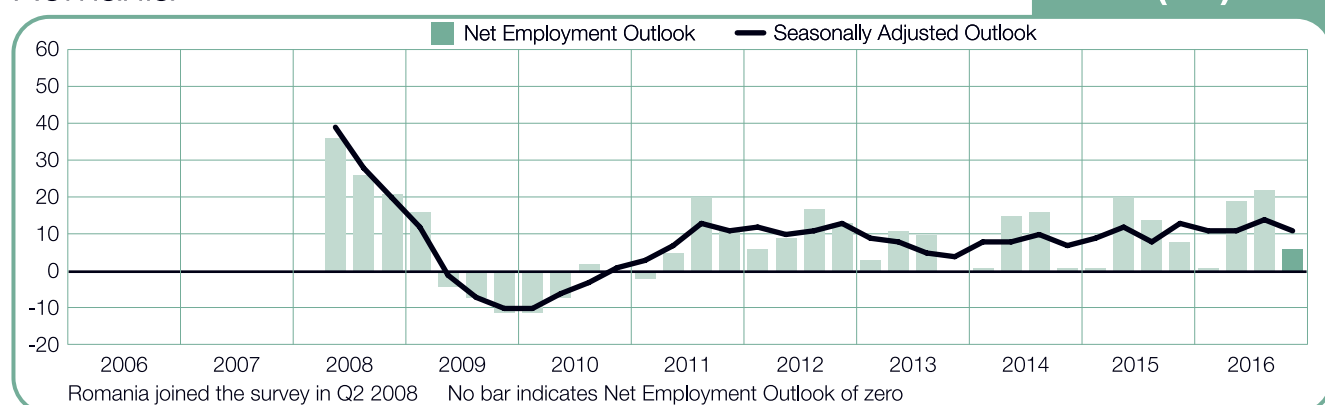
Portugal

+4%



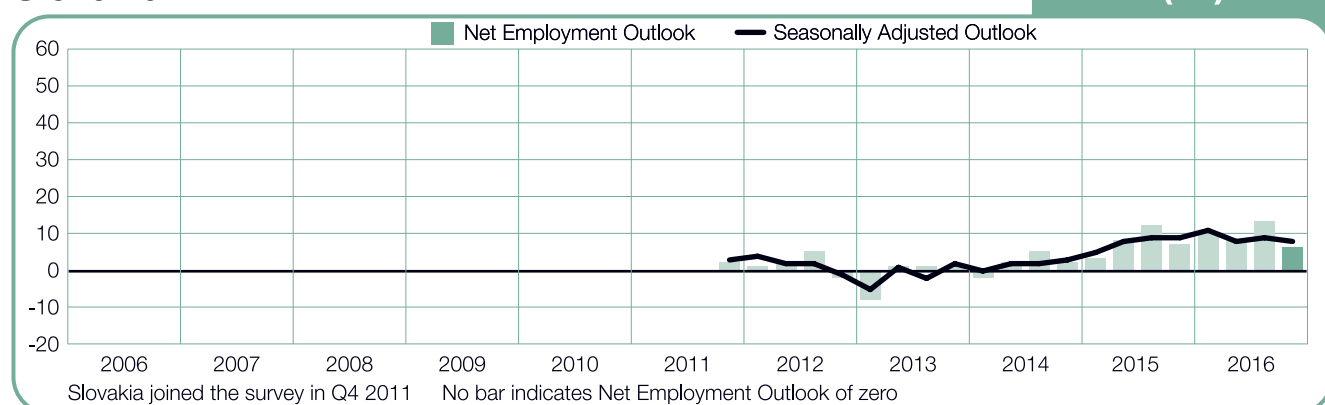
Romania

+6 (+11)%



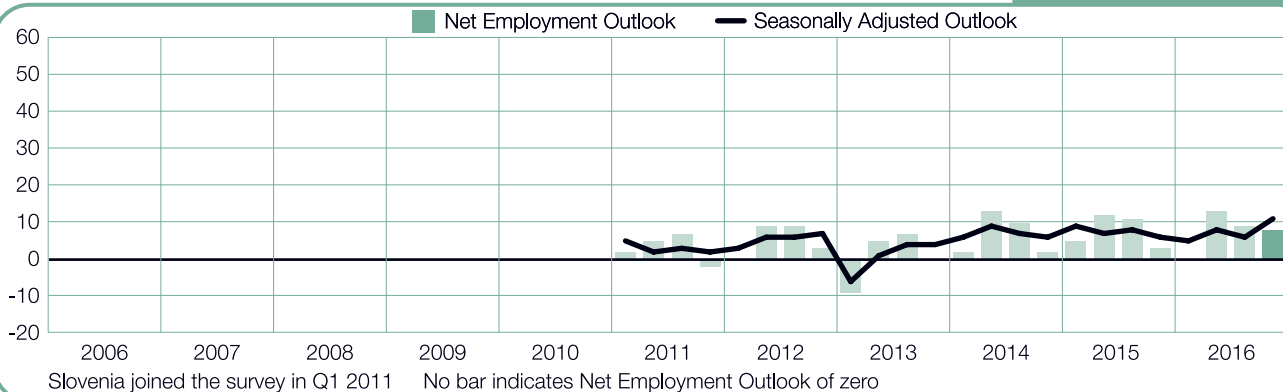
Slovakia

+6 (+8)%



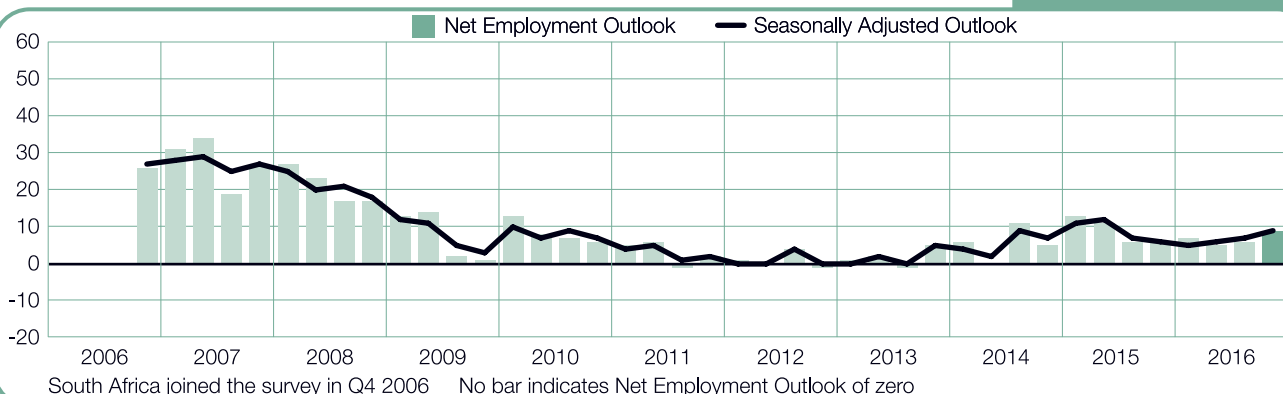
Slovenia

+8 (+11)%



South Africa

+9 (+9)%



Spain

+2 (+4)%



Sweden

+1 (+2)%



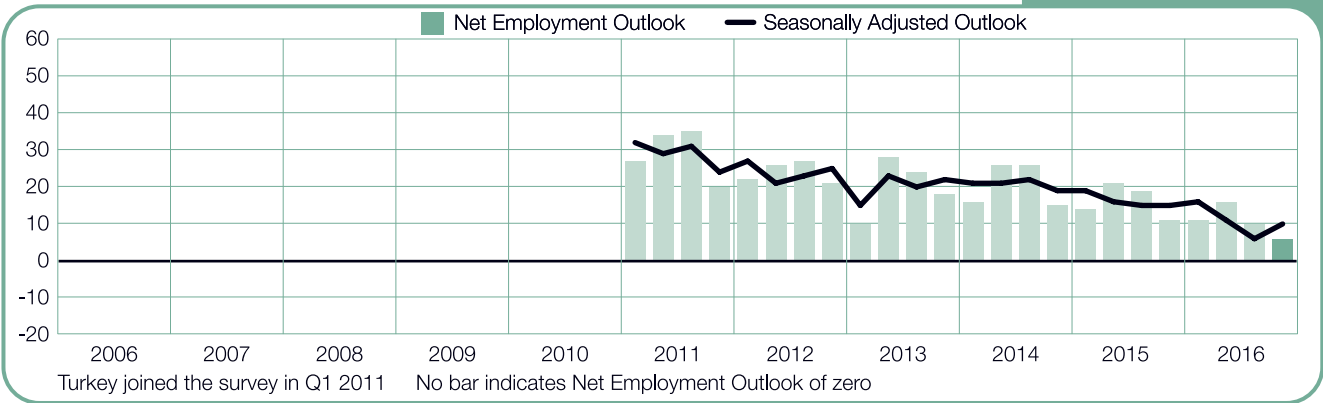
Switzerland

+1 (+1)%



Turkey

+6 (+10)%



United Kingdom

+4 (+5)%



International Comparisons – Asia Pacific

The survey of over 15,000 employers in the Asia Pacific region reveals expected payroll growth in each of the eight countries and territories. Outlooks strengthen by varying margins in six of the eight quarter-over-quarter and dip in two. In a year-over-year comparison, forecasts are stronger in only three countries and territories, decline in four and are unchanged in one. The region's strongest fourth-quarter hiring plans are reported in India and Japan, while employers in China and Singapore report the weakest.

For the fifth consecutive quarter, employers in India report the most optimistic hiring intentions among the survey's 43 participating countries and territories. While overall employer confidence weakens marginally in both quarter-over-quarter and year-over-year comparisons, the hiring pace is expected to remain brisk with more than three of every 10 employers indicating they will add to their payrolls in the October-December time frame. Job seekers can expect the most opportunities in the Services and the Wholesale & Retail Trade sectors.

Talent demand in Japan is expected to remain strong as employers continue to struggle with the commensurate challenges of the country's aging demographic and shrinking labour pool. An active hiring pace is expected in most industry sectors and all regions, especially in the Mining & Construction sector where employer confidence may be fuelled by ongoing preparation in advance of the 2020 Olympic Games.

Taiwanese employers anticipate an active hiring pace through the last three months of the year. The strongest forecast is in the Manufacturing sector

where more than three out of 10 employers indicate they will add to fourth-quarter payrolls. Employers in the Finance, Insurance & Real Estate and the Wholesale and Retail Trade sectors expect similarly active job growth.

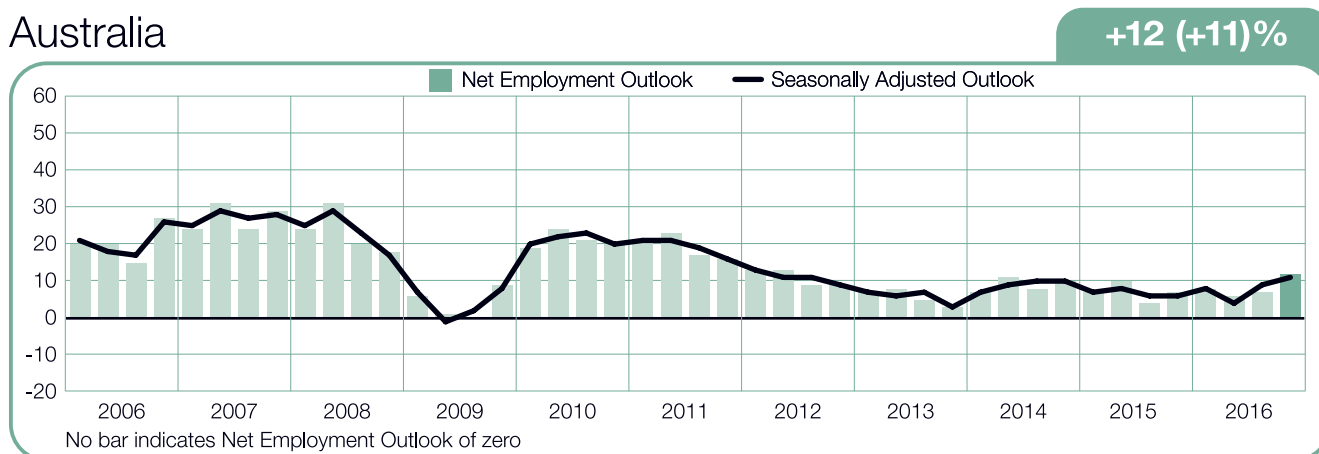
There are signs of a slight rebound in China as the country continues structural adjustments to de-emphasize its reliance on heavy industry. Fourth-quarter forecasts are uniformly positive and improve by varying margins from three months ago in all industry sectors and all but one region. Hiring plans are strongest in the Services sector.

Australia's forecast is also signalling a rebound in employer hiring sentiment. Positive forecasts are reported across all industry sectors and regions, and indicate that efforts to minimize the country's reliance on mining and related support activities may be gaining momentum. Outlooks are strongest in the Transportation & Utilities, the Finance & Business Services, and the Services sectors.

The hiring pace in New Zealand is expected to remain steady as demand for new residential construction continues to boost employer confidence in the Mining & Construction sector. Opportunities for job seekers in the Wholesale & Retail Trade and the Services sector are also expected to remain favourable for the final three months of 2016.

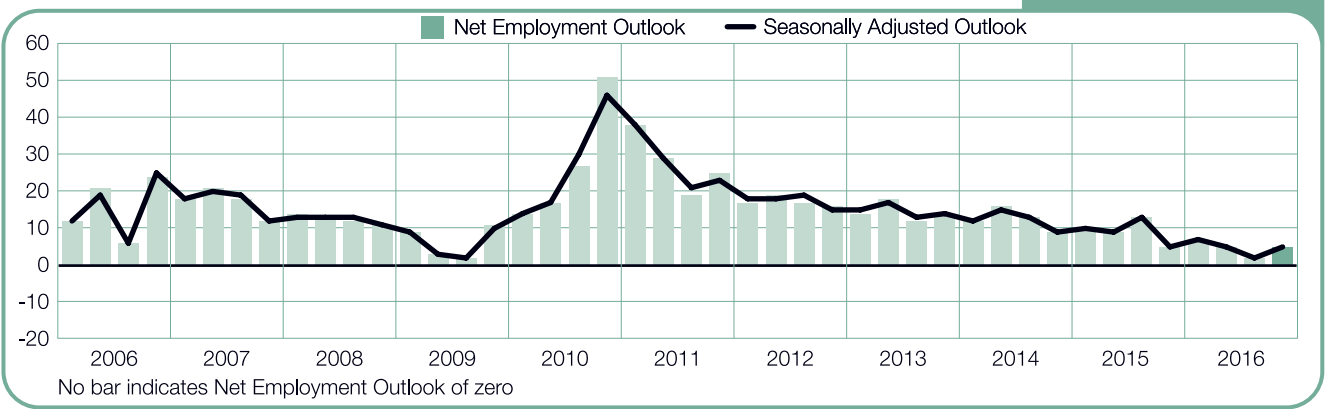
Meanwhile, employer hiring sentiment in Singapore dips for the seventh consecutive quarter to its weakest level since Quarter 3 2009. The forecast remains upbeat in the Finance, Insurance & Real Estate sector, but employers in the Mining & Construction sector report their first negative outlook since 2009.

Australia



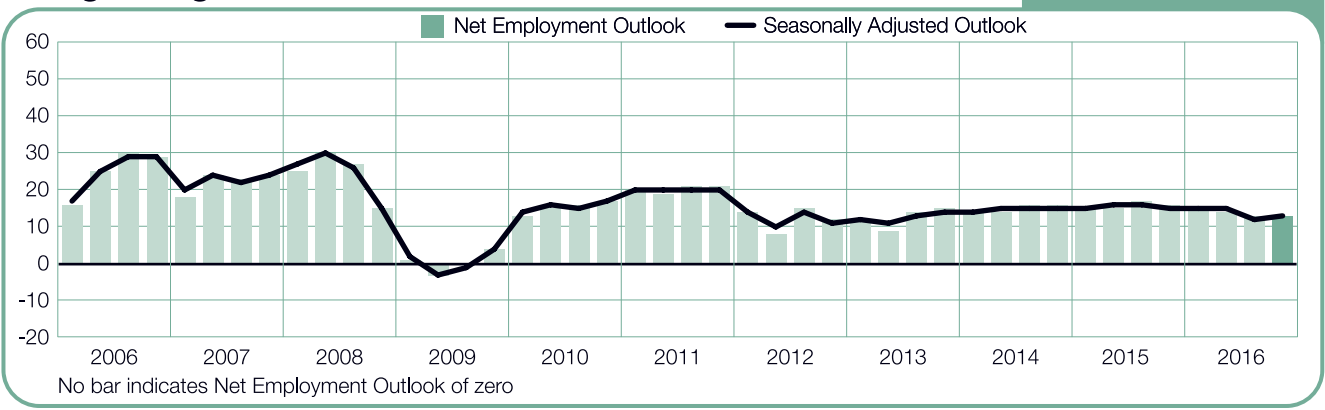
China

+5 (+5)%



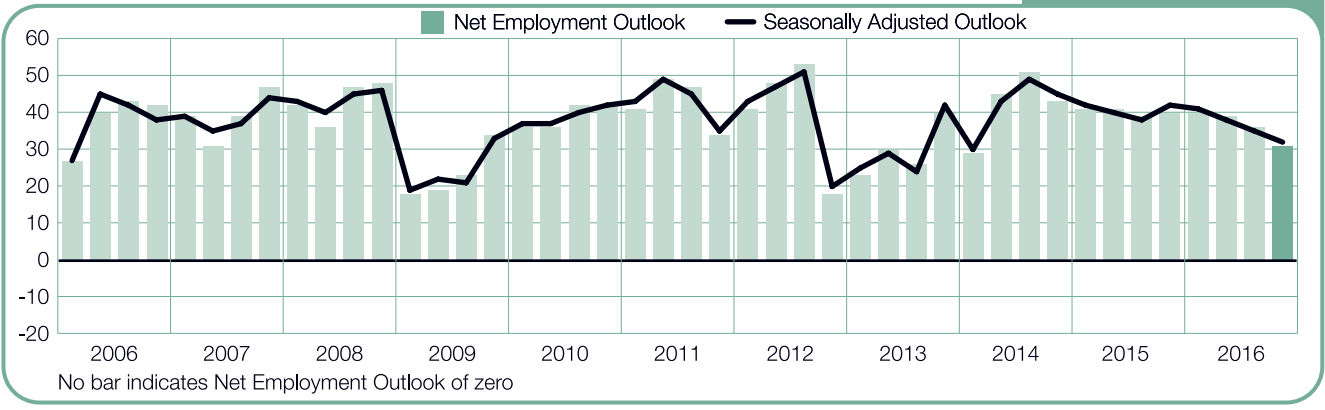
Hong Kong

+13 (+13)%



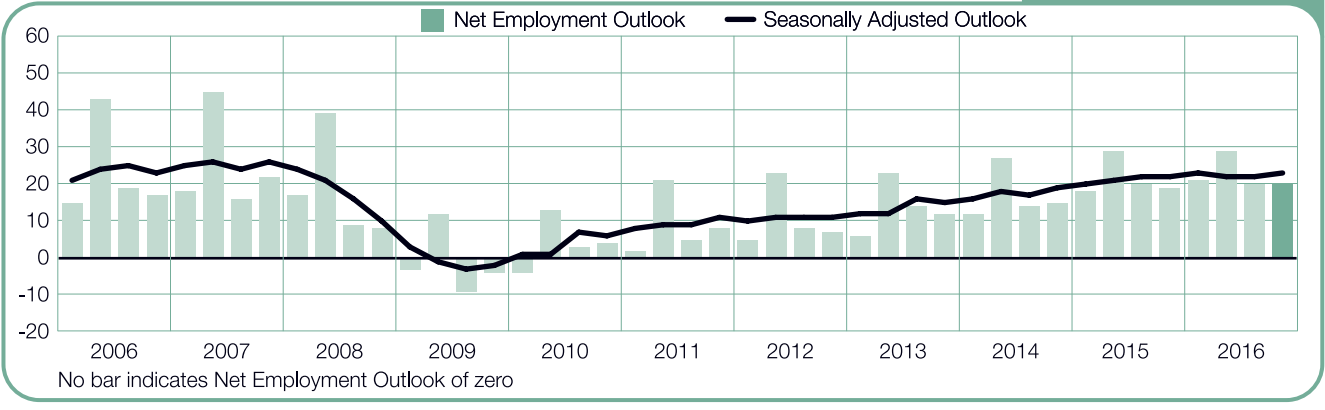
India

+31 (+32)%



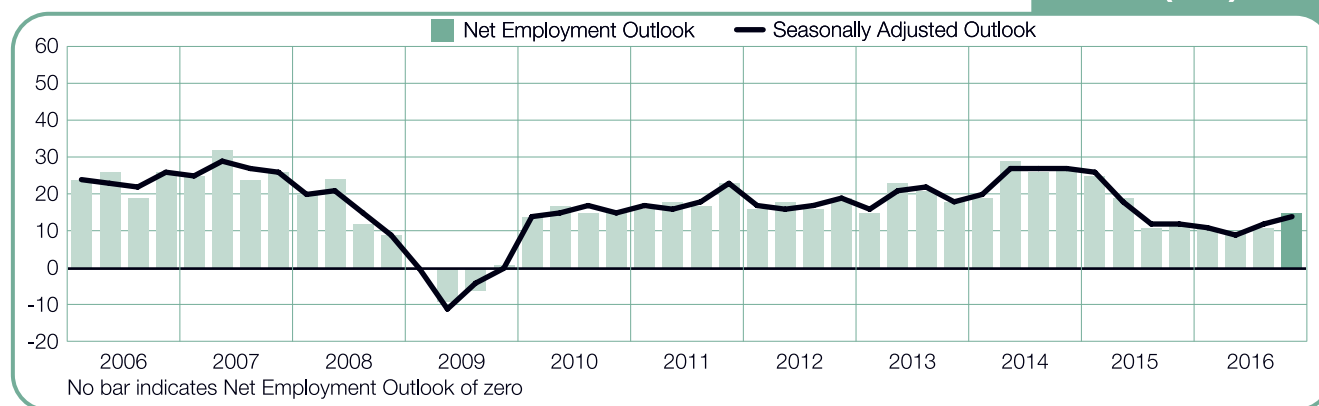
Japan

+20 (+23)%



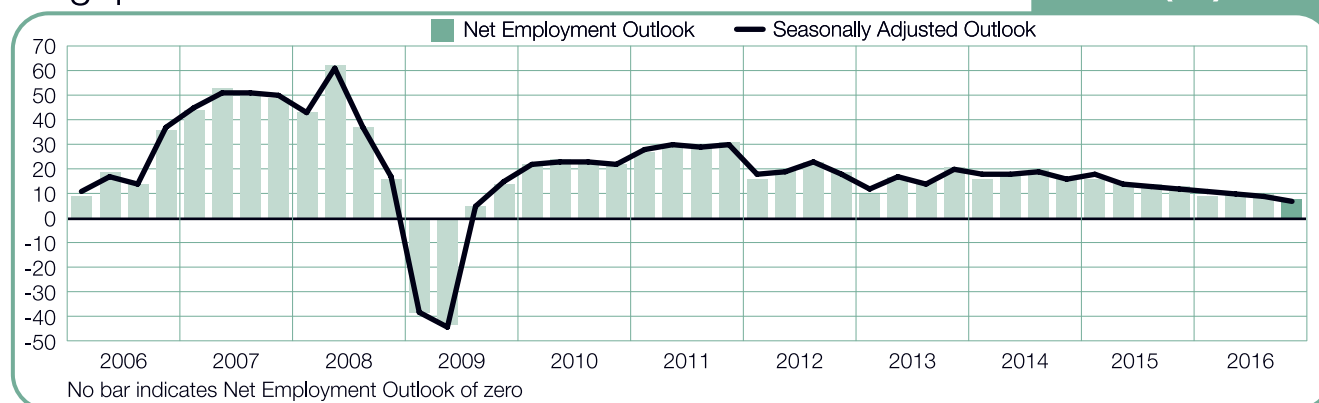
New Zealand

+15 (+14)%



Singapore

+8 (+7)%



Taiwan

+22 (+21)%



International Comparisons – Americas

The fourth-quarter survey included interviews with more than 23,000 employers from 10 countries across North, Central and South America. Payrolls are expected to increase by varying degrees in all countries except Brazil where, despite improving moderately from three months ago, employers report negative hiring intentions for the seventh consecutive quarter. Employer confidence elsewhere across the region is mixed in comparison with prior reports. Outlooks improve in five countries when compared to the prior quarter, decline in three and are unchanged in two. When compared to last year at this time, forecasts improve in only two countries, decline in five and are unchanged in three.

Hiring plans are strongest in the United States, led once again by optimism in the Leisure & Hospitality sector where a third of all employers plan to add to their payrolls in the last three months of the year. Employers in both the Wholesale & Retail Trade and Transportation & Utilities sectors are anticipating a similarly solid fourth-quarter hiring pace.

Opportunities for job seekers are also expected to remain favourable in Colombia despite the uncertainty associated with ongoing tax policy reform and soaring interest rates. The forecast is buoyed by strong Services sector hiring intentions, as well as upbeat outlooks reported by employers in the Agriculture, the Finance, Insurance & Real Estate and the Manufacturing sectors.

Canada's outlook improves slightly from both three months ago and last year at this time. The strongest hiring plans are reported in the Finance, Insurance & Real Estate sector where employers anticipate considerable quarter-over-quarter and year-over-year

gains. Steady fourth-quarter payroll growth is also expected in the Transportation & Public Utilities and the Services sectors.

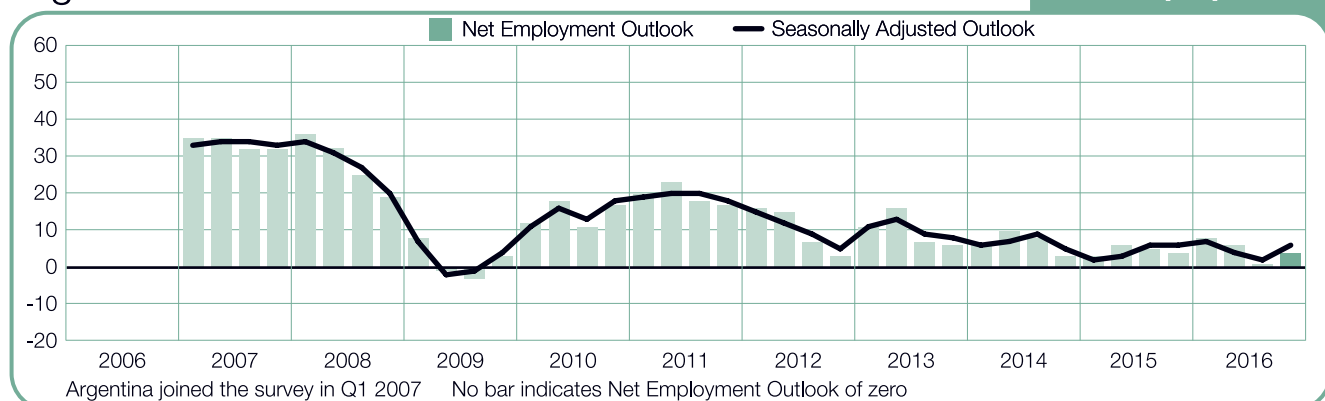
Hiring activity is also expected to remain active in Mexico despite slight declines from three months ago and Quarter 4 2015. Outlooks are positive across all industry sectors and regions with the best opportunities for job seekers expected to be in the Commerce sector as well as the Manufacturing sector where automobile production continues to keep employer confidence upbeat.

In Central America, forecasts are cautiously optimistic. Employer hiring plans are positive across all industry sectors in Costa Rica, Guatemala and Panama. Job seekers are expected to find the most opportunities in the Transport & Communication sector in both Costa Rica and Guatemala. Meanwhile, Panamanian employers in both the Construction and the Services sectors report the most active labour market forecasts through the end of the year.

Further south, employer hiring plans remain cautiously optimistic in Peru, with the strongest job growth expected in the Agriculture & Fishing and Construction sectors. Employers in Argentina also forecast some payroll gains in the quarter ahead with positive outlooks reported in all sectors except Mining. The outlook for Brazil remains negative, but improves marginally from the prior quarter and from last year at this time, and may at last signal the end of the steady decline that started in Quarter 1 2012. Considerable quarter-over-quarter gains in employer confidence are also reported in Brazil's Services, Public Administration/Education and Manufacturing sectors.

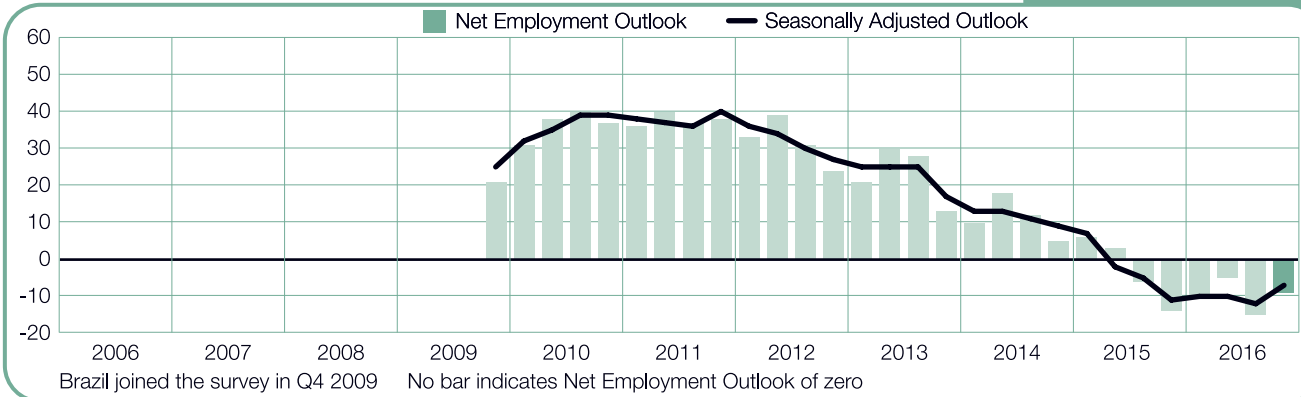
Argentina

+4 (+6)%



Brazil

-9 (-7)%



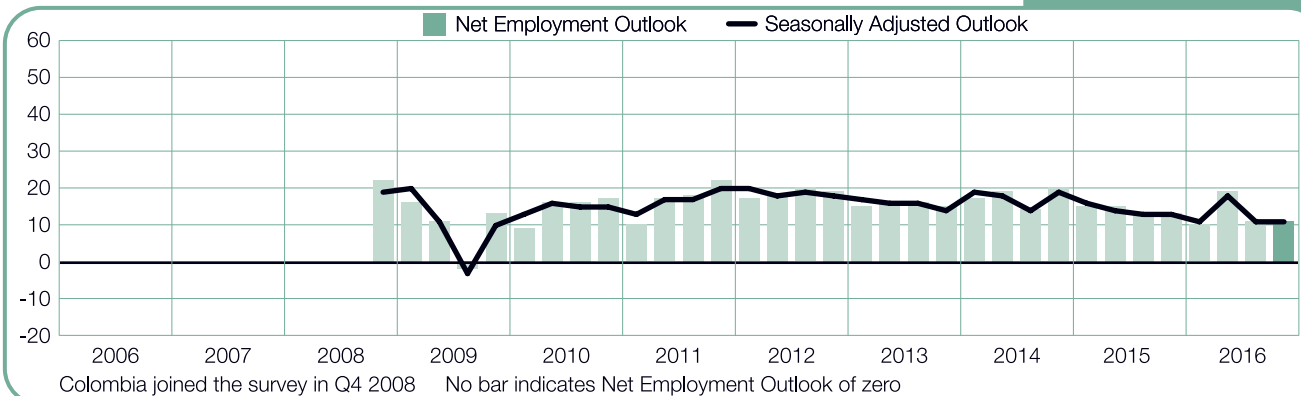
Canada

+5 (+8)%



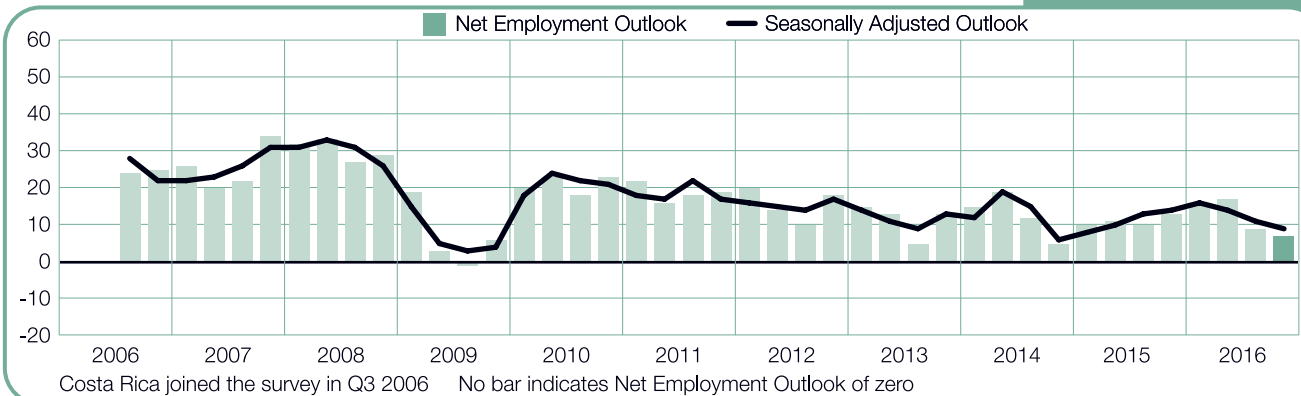
Colombia

+11 (+11)%



Costa Rica

+7 (+9)%



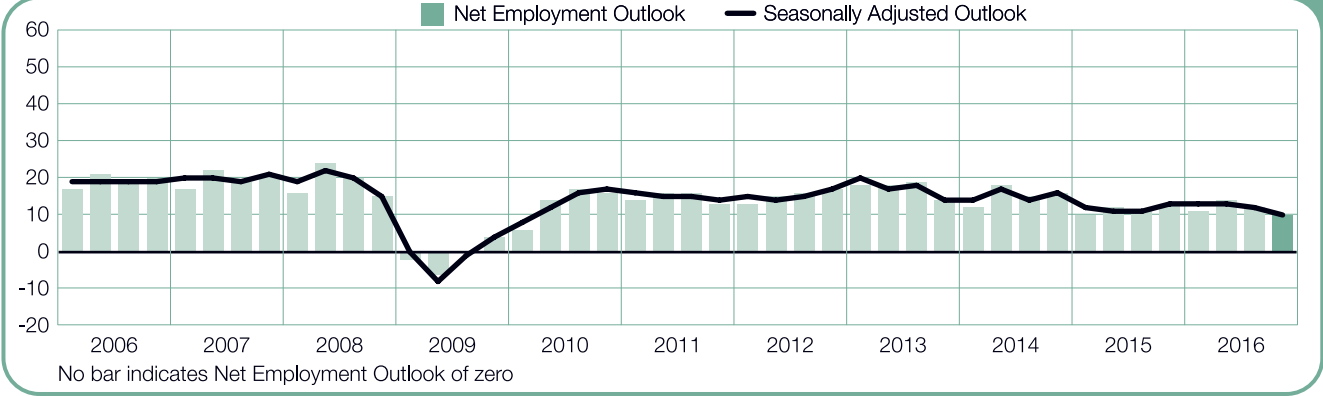
Guatemala

+10 (+9)%



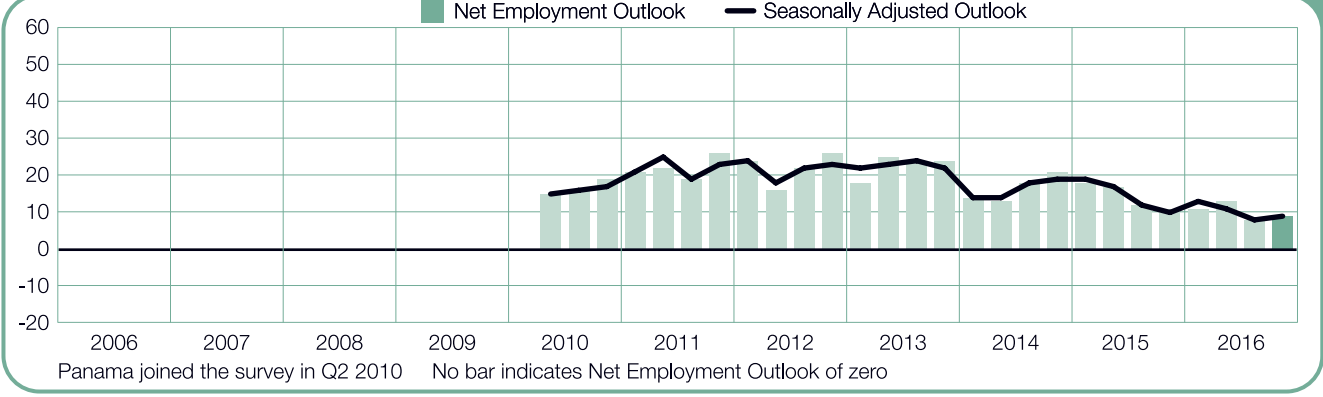
Mexico

+10 (+10)%



Panama

+9 (+9)%



Peru

+7 (+8)%



United States of America

+16 (+18)%



About the Survey

The Manpower Employment Outlook Survey is conducted quarterly to measure employers' intentions to increase or decrease the number of employees in their workforces during the next quarter.

ManpowerGroup's comprehensive forecast of employer hiring plans has been running for more than 50 years and is one of the most trusted surveys of employment activity in the world. Various factors underpin the success of the Manpower Employment Outlook Survey:

Unique: It is unparalleled in its size, scope, longevity and area of focus.

Projective: The Manpower Employment Outlook Survey is the most extensive, forward-looking employment survey in the world, asking employers to forecast employment over the next quarter. In contrast, other surveys and studies focus on retrospective data to report on what occurred in the past.

Independent: The survey is conducted with a representative sample of employers from throughout the countries and territories in which it is conducted. The survey participants are not derived from ManpowerGroup's customer base.

Robust: The survey is based on interviews with nearly 59,000 public and private employers across 43 countries and territories to measure anticipated employment trends each quarter. This sample allows for analysis to be performed across specific sectors and regions to provide more detailed information.

Focused: For more than five decades the survey has derived all of its information from a single question:

For the Q4 2016 research, all employers participating in the survey worldwide are asked the same question, "How do you anticipate total employment at your location to change in the three months to the end of December 2016 as compared to the current quarter?"

Methodology

The Manpower Employment Outlook Survey is conducted using a validated methodology, in accordance with the highest standards in market research. The survey has been structured to be representative of each national economy. The margin of error for all national, regional and global data is not greater than +/- 3.9%.

Net Employment Outlook

Throughout this report, we use the term "Net Employment Outlook." This figure is derived by taking the percentage of employers anticipating an increase in hiring activity and subtracting from this the percentage of employers expecting to see a decrease in employment at their location in the next quarter. The result of this calculation is the Net Employment Outlook. Net Employment Outlooks for countries and territories that have accumulated at least 17 quarters of data are reported in a seasonally adjusted format unless otherwise stated.

Seasonal adjustments have been applied to the data for all participating countries except Portugal. ManpowerGroup intends to add seasonal adjustments to the Portuguese data in the future, as more historical data is compiled. Note that in Quarter 2 2008, ManpowerGroup adopted the TRAMO-SEATS method of seasonal adjustment for data.

About ManpowerGroup

ManpowerGroup® (NYSE: MAN) is the world's workforce expert, creating innovative workforce solutions for nearly 70 years. As workforce experts, we connect more than 600,000 people to meaningful work across a wide range of skills and industries every day. Through our ManpowerGroup family of brands – Manpower®, Experis®, Right Management® and ManpowerGroup® Solutions – we help more than 400,000 clients in 80 countries and territories address their critical talent needs, providing comprehensive solutions to resource, manage and develop talent. In 2016, ManpowerGroup was named one of the World's Most Ethical Companies for the sixth consecutive year and one of Fortune's Most Admired Companies, confirming our position as the most trusted and admired brand in the industry. See how ManpowerGroup makes powering the world of work humanly possible: www.manpowergroup.com.

About ManpowerGroup Ireland

Manpower is the global leader in contingent and permanent recruitment workforce solutions. Manpower has provided organisations in Ireland with a suite of staffing solutions for almost 40 years, working with organisations ranging from small and medium sized enterprises to multinational companies.

In the Human Age, where talent has replaced access to capital as the key competitive differentiator, Manpower Ireland leverages its trusted brand to develop a deep talent pool, providing clients with access to the people they need, fast.

Manpower Ireland creates powerful connections between organisations and the talent they need to enhance their competitiveness and unleash their workforce potential.

By creating these powerful connections, we help everybody achieve more than they imagined, and power the world of work.

Learn more, visit us at www.manpower.ie

Manpower, 8 Harcourt Street, Dublin 2.
Tel: (+) 353 1 645 5200
www.manpower.ie

© 2016, Manpower Inc. All rights reserved.